











VITRO X3 DUO

Features high-pressure espresso technology and a fresh-leaf tea brewing system. A complete menu of coffee shop style drinks is available including fresh-brew tea.



-  Instant
-  Touch Selection
-  RGB Led
-  USB Connection
-  Removable Tray
-  Hot Water Spout
-  Dual Boiler System
-  Espresso
-  Fresh Brew Tea

 45 Kg Machine

 230Vac / 12A / 2kW / 50Hz

 Eco mode





Technical features

0.315 litres Pressure Boiler capacity (Espresso)
 1.4 kW Max. power Pressure Boiler
 2.4 litres atmospheric Boiler capacity (Instant product)
 2.85 kW Max. power atmospheric Boiler
 0.8 Bar Min. / 10 Bar Max. Water Pressure



Machine capacity

Coffee beans	1500 g / 210 cups
Leaf Tea	550 g / 220 cups
Powdered Milk	1200g / 300 cups
Chocolate	1200 g / 60 cups
Grout Bin	65 cakes

Productivity per hour

Hot water per hour 30 litres	
Espresso 90 cups.	
Soluble drink 240 cups.	
Cappuccino 80 cups.	

Drink Capacity

Espresso 210 cups.	
Cappuccino (Powdered Milk) 210 cups.	
Chocolate 60 cups.	