

**2468**  
MAKING BREAKS  
MATTER



**CALI**

P R E M I U M  
•  
**COFFEE**  
M A C H I N E S



# CALI

## S E R V I N G P R E M I E R D R I N K S I N T U I T I V E U S E R I N T E R F A C E

CALI is based on Crane's reliable coffee platform which delivers high quality coffee from beans and fresh leaf tea drinks. The stylish and robust exterior makes CALI the perfect solution for any environment. CALI features a touch user interface to meet the requirements from today's consumers with visual, backlit touch buttons and a colour video display.

- *Great consumer experience*
- *Stylish, durable design*
- *Reliable Crane coffee platform*



**Intuitive**  
User Interface



**Barista**  
Quality Coffee



**800**  
Cup Capacity



**82%**  
Recyclable

**2468**  
MAKING BREAKS  
MATTER

# FEATURES

&

## S P E C I F I C A T I O N S

### FEATURES

User Interface	Direct touch buttons
Screen Size	5" landscape HD colour display
Screen Dimensions	106mm x 64mm landscape
Screen Resolution	800 x 480 pixels
Screen Performance	24 bit full colour TFT display
Video Supported	Yes
Brewing System Coffee	Co-Ex (Coffee & Espresso) Capacity - from 6.5 to 9.5 gram
Brewing System Tea	Crane Oltre brewer
Mixing System	Crane mixing system
Cup Drop Unit	Crane cup drop unit Plastic, paper, single, dual walled cups
Cup Capacity	Up to 800
Cup Diameter	70mm, 73mm, 80mm
Cup Size	7, 9, 12oz 200, 250, 340ml
USB Connectivity	3 x USB 2.0
EVA/DTS Communication Module	via DEX port
Jug Facility	Yes
Cup Sensor	SureVend™ cup sensors fitted as standard on all models
Energy-Saving Mode	Programmable energy saving mode
My Code	Yes
Free Vend	Yes
Payment Systems	Up to 3
Coin/Notes/Cashless	Compatible with the leading systems
Vend Time (bean to cup)	39 seconds (based on a 160ml serving)
Vend Time (fresh brew)	35 seconds (based on a 160ml serving)
Vend Time (soluble coffee)	17 seconds (based on a 160ml serving)
Waste Bucket Capacity - dry	24 litres
Waste Bucket Capacity - liquid	9 litres
Electronic Temperature Control	Included as standard
Electronic Water Level Control	Included as standard

### SPECIFICATIONS

Height	1830mm
Depth	790mm
Width	700mm
Weight	193kg
Door Open Dimensions	Width: 1370mm door at 180° Depth: 1460mm door at 90°
MDB Protocol	Included as standard
EXE Protocol	Executive protocol kit available as a cost option
Power Supply Voltage	220 - 240V
Power Supply Frequency	50/60 Hz
Energy Consumption	Instant and FB models: 125 wh/h Espresso model: 162 wh/h
Installed Power	2.27kW
Water Main Pressure	200 Kpa (2 bar) - 600 Kpa (6 bar)
Stopcock	15mm BSP from rising main
Filtration	Compatible with the leading systems

### INGREDIENT CAPACITIES (kg)

Beans	3.5
Ground coffee	1.5
Leaf tea	1.7
Instant coffee	1
Instant tea	0.5
Sugar	3.4
Milk	2.5
Cappuccino milk	2.2 / 4.7
Chocolate	2.7 / 5.8
Soup	Variable

All dimensions and weights shown are approximate and are for guidance only.

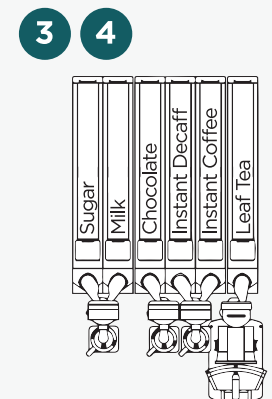
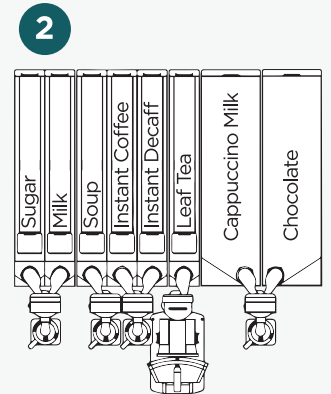
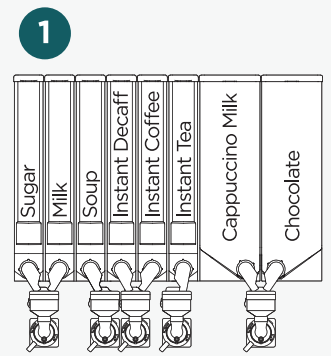
# CANISTER LAYOUTS AND DRINK MENUS

FROM BEANS

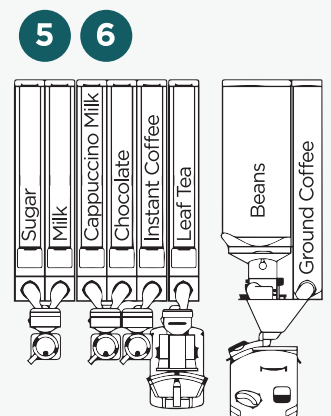
INSTANT

	1	2	3	4	5	6
	Instant	Freshbrew Tea	Freshbrew Tea & Instant Coffee	Freshbrew Tea & Soup	Espresso + Freshbrew Tea (Instant Coffee)	Espresso + Freshbrew Tea (Soup)
<b>DRINKS MENU</b>						
Black coffee					● ● X	● ●
White coffee						● ●
Black Americano					● ●	● ●
White Americano						● ●
Cappuccino					● ●	● ●
Latte					● ●	● ●
Flat White					● ●	● ●
Mocha					● ●	● ●
Espresso					●	● ●
Double espresso					● X	● ●
Espresso with Milk						● ● X
Macchiato						● ● X
Freshbrew Tea		●	●	●	●	●
Freshbrew Tea with Milk		● X X	● X X			● X X
Black coffee	● ●	● ●	● ●	●	● X X	
White coffee	● ●	● ●				
Black Americano	● ●	● ●	● ●	●	●	
White Americano	● ●	● ●				
Cappuccino	● ●	● ●	● ●	●	●	
Latte	● ●	● ●	● ●	●	●	
Flat White	● ●	● ●	● ●	●	●	
Mocha	● ●	● ●	● ●	●	●	
Macchiato	● ● X	● ● X	● ●	●		
Espresso	● ●	● ●	● ●	●		
Espresso with Milk	● ● X	● ● X				
Double Espresso	● ●	● ●				
Tea	●					
Tea with Milk	● X X					
Soup	●	●		●		●
Hot Chocolate	●	●	●	●	●	●
Chocomilk			●	● X		
Hot water	●	●	●	●	●	●
Cold Water	●	●	●	●	●	●
Cold drink 1	●	●	●	●	●	●
Cold drink 2	●	●	●	●	●	●

● Decaff selection available X Not available with cold water X Not available with cold water & syrups



Number 4: soup replaces instant decaff coffee



Number 6: soup replaces instant coffee