



VITRO S1 ESPRESSO

The Vitro S1 Espresso is a compact coffee machine designed to provide the highest quality of coffee espresso based drinks into any location that consumes less than 60 cups per day.

- 
Espresso


Instant


Hot Water
- 
Removable Tray


2 height Cup Stand


Water Tank

 27.5 Kg Machine

 230 Vac / 6.5A / 1.5kW / 50Hz





Technical features

0.315 litres Pressure Boiler capacity (Espresso)
1.1 kW Max. power Pressure Boiler
0.8 Bar Min. / 10 Bar Max. Water Pressure



Machine Capacity

Coffee beans	1200 g / 171 cups
Powdered Milk	600 g / 150 cups
Chocolate	800 g / 40 cups
Coffee Cakes	80 cakes

Productivity per hour

Hot water per hour 9.9 litres.	
Espresso 90 cups.	
Soluble drink 90 cups.	
Cappuccino 70 cups.	

Drink Capacity

Espresso 150 cups.	
Cappuccino (Powdered Milk) 150 cups.	
Chocolate 40 cups.	