




VITRO S4 INSTANT


Is ideal for those locations where capacity is critical. It has the same configuration as the Vitro S2 Instant - with an additional 30% volume. The machine has a large capacity boiler for continuous supply and is prepared for jug serving. Additionally, a 10.1 inch screen can be installed as an option to deliver promotional or allergen/ nutritional information.

- 

Instant
- 

Touch Selection
- 

RGB Led
- 

USB Connection
- 

Removable Tray
- 

Hot Water Spout
- 

Media Screen
- 

High Capacity
- 

Jug Facility
- 

Cup Stand

 38 Kg Machine

 230Vac / 12A / 3kW / 50Hz

 Eco mode





Technical features

10 litres atmospheric Boiler capacity (Instant product)
2.80 kW Max. power atmospheric Boiler
0.8 Bar Min. / 10 Bar Max. Water Pressure



Machine capacity

Sugar	1950 g / 325 cups
Instant Coffee	600 g / 375 cups
Powdered Milk	1560 g / 390 cups
Chocolate	1560 g / 78 cups

Productivity per hour

Hot water per hour 70 litres	
Espresso 240 cups.	
Soluble drink 240 cups.	
Cappuccino 80 cups.	

Drink Capacity

Espresso 375 cups.	
Cappuccino (Powdered Milk) 375 cups.	
Chocolate 78 cups.	