







VITRO X3 DUO


Features high-pressure espresso technology and a fresh-leaf tea brewing system. A complete menu of coffee shop style drinks is available including fresh-brew tea.


- 


Instant
- 


Touch Selection
- 


RGB Led
- 

USB Connection
- 

Removable Tray
- 

Hot Water Spout
- 

Dual Boiler System
- 

Espresso
- 

Fresh Brew Tea

 45 Kg Machine

 230 Vac / 12A / 2kW / 50Hz

 Eco mode





Technical features

0.315 litres Pressure Boiler capacity (Espresso)
1.4 kW Max. power Pressure Boiler
2.4 litres atmospheric Boiler capacity (Instant product)
2.85 kW Max. power atmospheric Boiler
0.8 Bar Min. / 10 Bar Max. Water Pressure




Machine capacity

| | |
|---------------|-------------------|
| Coffee beans | 1500 g / 210 cups |
| Leaf Tea | 550 g / 220 cups |
| Powdered Milk | 1200g / 300 cups |
| Chocolate | 1200 g / 60 cups |
| Grout Bin | 65 cakes |

Productivity per hour

| | |
|------------------------------|---|
| Hot water per hour 30 litres |  |
| Espresso 90 cups. |  |
| Soluble drink 240 cups. |  |
| Cappuccino 80 cups. |  |

Drink Capacity

| | |
|--------------------------------------|---|
| Espresso 210 cups. |  |
| Cappuccino (Powdered Milk) 210 cups. |  |
| Chocolate 60 cups. |  |

